

Phenolic Turntable Trailers

General purpose hand pulling turntable trailers with black, textured, anti-slip phenolic deck surface

Choice of load capacities: 500, 750 and 1000kg

3 TYPES

- Flatbed platform;
- Removable phenolic end and side panels
- Wire mesh fixed ends and removable sides

Solid rubber or pneumatic tyred wheels, all roller bearing.
Constructed from rectangular and round section steel tube.
Finish: Red epoxy.



Trailer with flatbed platform

Capacity kg	Deck L x W	Deck height	Wheel Dia.	Wheel Type	Weight kg	ref
500	1200 x 600	450	250	Solid Pneu	44	TR321
					41	TR321P
750	1500 x 750	500	400	Solid Pneu	89	TR326
					63	TR326P
1000	1800 x 900	500	400	Solid Pneu	120	TR329
					94	TR329P

Trailer with 200mm high removable Phenolic ends and sides

Capacity kg	Deck L x W	Deck height	Wheel Dia.	Wheel Type	Weight kg	ref
500	1200 x 600	450	250	Solid Pneu	53	TR341
					50	TR341P
750	1500 x 750	500	400	Solid Pneu	137	TR342
					111	TR342P
1000	1800 x 900	500	400	Solid Pneu	133	TR343
					107	TR343P

Trailer with 400mm high wire mesh fixed ends and removable sides

Capacity kg	Deck L x W	Deck height	Wheel Dia.	Wheel Type	Weight kg	ref
500	1200 x 600	450	250	Solid Pneu	66	TR351
					63	TR351P
750	1500 x 750	500	400	Solid Pneu	113	TR352
					87	TR352P
1000	1800 x 900	500	400	Solid Pneu	152	TR353
					126	TR353P



Trader Truck Hand Turntable Trailers



- 3 deck sizes
- MDF or steel deck
- Solid rubber or pneumatic tyres
- Removable steel ends and sides option
- Loop handle
- Parking brake option

Fully welded construction from rectangular and round section steel tube.
Metalwork finished in red epoxy
Optional sides finished in light grey epoxy.

Options

End / side panel kit

200mm high
Corner posts fit into steel tubes and lock with simple bolt tightening.
Formed steel side and end panels slot onto steel channels, reduces usable length and width by 50mm.



Tee bar handle

Factory fitted at time of manufacture as alternative to loop handle, at no extra cost.
Add suffix "T" to reference.



Parking brake

Factory fitted at time of manufacture. Brake is applied when handle is raised to vertical position.
Ref **PB1** extra



Deck size mm	Deck Height	Capacity	Wheels Dia,	Tyre type	MDF Deck		Steel Deck		End/side panel kit	
					Wt Kg	Ref	Wt Kg	Ref	Wt Kg	Ref (extra)
1200 x 600	370mm	350 Kg	200mm	Solid	37	TR120	42	TR220	14	TR126SS
	450mm	500 Kg	260mm	Pneumatic	39	TR121P	44	TR221P	14	TR126SS
1500 x 750	500mm	750 Kg	400mm	Solid	78	TR126	94	TR226	17	TR157SS
	500mm	750 Kg	400mm	Pneumatic	55	TR126P	71	TR226P	17	TR157SS
2000 x 1000	500mm	1000 Kg	400mm	Solid	120	TR130	149	TR230	22	TR201SS
	500mm	1000 Kg	400mm	Pneumatic	98	TR130P	127	TR230P	22	TR201SS

Turntable Trailers

- 3 Platform Sizes
- Choice of Solid or Pneumatic Tyres
- available with choice of Flat Bed, Box or Drop-in Sides

Tongue and Groove Timber Decks



TR50P with PB1 parking brake

AVAILABLE IN 3 VERSIONS

18 different options to which you can add an optional parking brake

Flat Bed

Traditional trailer with tongue and grooved timber deck without ends or sides.

Fixed head and tail boards with drop in sides

Trailer complete with fixed corner posts, 2 fixed ends infilled with tongue and groove timber. Drop in sides of tongue and groove timber. Sides 200mm high

Drop on Box Body

Trailer complete with drop on box body with corner steel angle frames, inner corner timber supports, infilled with tongue and groove timber fixed panels. Sides 200mm high
If you already have a flat bed and want a drop on box body only, prices are available on application.

Hand Trailers

Easy to operate, with plate to plate turntable
Welded construction from tube and steel angle.
Solid axle assembly
Loop towing handle

Metalwork finished in hammer blue air dry enamel paint
Woodwork finished with clear polyurethane varnish.



Fixed head and tail boards, with drop-in sides

Optional extra for all trailers Parking Brake

(Factory fitted at time of order)
Brake applied to front wheels when the pull handle is raised to the fully vertical position.

Wt 4kg Ref: **PB1**



Parking brake

Platform L x W	Platform height	Capacity Kg	Wheels Dia, mm	Tyre type	Flat Bed		Fixed ends, Drop in sides		Drop on Box Body	
					Wt Kg	Ref	Wt kg	Ref	Wt kg	Ref
1067 x 610	325	350	200	Solid	45	TR40	56	TR40RS	55	TR40BX
	355		260	Pneumatic	43	TR40P	54	TR40RSP	53	TR40BXP
1525 x 762	355	500	250	Solid	56	TR50	69	TR50RS	68	TR50BX
	355		260	Pneumatic	54	TR50P	67	TR50RSP	66	TR50BXP
1830 x 762	510	600	400	Solid	80	TR70	97	TR70RS	96	TR70BX
	510		400	Pneumatic	69	TR70P	86	TR70RSP	85	TR70BXP

Cage Turntable Trailers

with detachable mesh sides

- Fixed mesh ends - detachable mesh sides
- Front turntable steering with T bar handle
- All welded RSA construction throughout
- Solid or pneumatic tyres
- Flush ply deck polyurethane coated
- Blue epoxy finish


Platform L x W mm	Platform Height mm	Wheel dia. and tyres	Cap Kg	Wt. Kg	Ref
1220 x 685	425	250 mm solid	600	102	TR401
	500	400 mm pneu	800	98	TR401P
1525 x 760	425	250 mm solid	600	122	TR411
	500	400 mm pneu	800	118	TR421P
	500	400 mm solid	1000	144	TR421
1830 x 915	425	250 mm solid	600	140	TR431
	500	400 mm pneu	800	136	TR441P
	500	400 mm solid	1000	162	TR441
2000 x 1000	500	400 mm solid	1000	174	TR451
	500	400 mm pneu	1000	148	TR451P



Mesh size 50 x 50 mm
Panel heights above deck 760mm

Turntable Steering

Front axle mounted ball race turntable.
Highly manoeuvrable with tight turning circle.



1 Tonne
hand pull turntable or ackerman steering

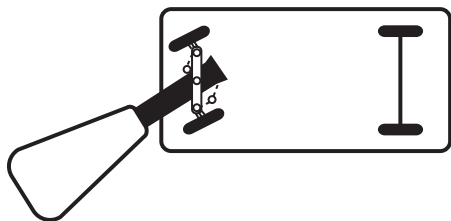
TR110P



TR112P

Single Ackerman Steering

Front steering with rigid back axle.
Limited turning circle with 100% stability



3 Options
Flat Bed
Headboard
Headboard Sides and Tailgate

TR160

Trailers

Standard deck height 510 mm

- Braced and reinforced all steel welded chassis
- High quality polyurethane coated ply decks inset and finished flush.
- Protected all round by steel side frame
- Fixed optional headboard only or complete with drop down sides and tailgate. All with polyurethane coated ply panels
- Large 400 mm dia. roller bearing wheels with either solid or pneumatic tyres
- Hard wearing blue epoxy finish

Handles

Loop handles are supplied as standard.
T bar handles can be supplied at no extra cost.
please specify T bar handle when ordering

UDL Capacity Deck size	mm	1000 kg			
		1500 x 800		2000 x 1000	
Wheel dia. x tread tyres	mm	400 x 100 solid	400 x 110 pneumatic	400 x 100 solid	400 x 110 pneumatic
TURNTABLE flat bed	Wt. Ref:	112 kg TR100	85 kg TR100P	137 kg TR110	110 kg TR110P
TURNTABLE with headboard	Wt. Ref:	119 kg TR101	92 kg TR101P	145 kg TR111	118 kg TR111P
TURNTABLE with headboard sides & tailgate	Wt. Ref:	142 kg TR102	115 kg TR102P	175 kg TR112	148 kg TR112P
ACKERMAN flat bed	Wt. Ref:	107 kg TR150	80 kg TR150P	129 kg TR160	102 kg TR160P
ACKERMAN with headboard	Wt. Ref:	114 kg TR151	87 kg TR151P	137 kg TR161	110 kg TR161P
ACKERMAN with headboard sides & tailgate	Wt. Ref:	137 kg TR152	110 kg TR152P	167 kg TR162	140 kg TR162P

Turntable and Ackerman Trailers



Capacities
from
1 tonne to
3 tonne



Turntable
Steering
good solo
manoeuvring
in confined
spaces



Maximum towing speed 8 kph (5 mph)

Heavy Duty Towing Trailers

For in-plant operation

- Fully welded steel chassis.
- Anti-drop towbar 35mm tow eye.
- Rear hitch and pin.
- Finish blue epoxy.
- Flush ply decks - sanded and coated.

Standard extras - price on application

- Fitted side and headboards.
- Steel decks -- plain or chequer (Durbar) plate.
- Other sizes and capacities.
- Any superstructure designed to your needs.



Rear hitch and pin

Maximum UDL		1000 kg		2000 kg		3000 kg	
Deck height	mm	500	500	515	550	575	720
Wheels		Solid	Pneumatic	Solid	Pneumatic	Solid	Pneumatic
Dia x tread	mm	400 x 100	400 x 110	400 x 100	500 x 120	455 x 120	610 x 150
Deck 2 x 1m	Ref	Wt: 200 kg TR601	Wt: 185 kg TR601P	Wt: 220 kg TR602	Wt: 205 kg TR602P	Wt: 250 kg TR603	Wt: 235 kg TR603P
Deck 2.5 x 1.25m	Ref	Wt: 230 kg TR611	Wt: 215 kg TR611P	Wt: 250 kg TR612	Wt: 235 kg TR612P	Wt: 285 kg TR613	Wt: 270 kg TR613P

1000kg Long Load Towing Trailer

For in-plant operation

Welded steel construction with sturdy metal plat-forms and side frame superstructures.
Ball bearing turntable plates 405mm dia.
400mm dia. wheels with solid rubber tyres.
Finish: Blue epoxy.

Length	3800 mm
Drawbar	1500 mm
Platforms	800 x 300 mm
Load length	5 - 6 m
Weight	145 kgs

Ref: **TR502**

2000kg Pole or Timber Towing Trailer

For in-plant operation

Heavy steel tube centre pole welded to front cross bolster and turntable top frame.
Ball bearing turntable plates 610 mm dia.
Rear carriage adjustable at intervals of 305 mm to give length between bolsters of 2 m minimum up to 3.9 m max.
Detachable chock posts 610 mm high.
Distance between posts 1115 mm.

Heavy duty triangular drawbar with 35 mm dia. towing eye, locks in vertical position when not in use. 'Stop' prevents drawbar from dropping below 230 mm from the ground.

Finish: Blue epoxy.

Wheels	Dia. x tread mm	Wt. kg	Ref
Solid rubber	405 x 100	300	TR501
Pneumatic 6 ply	460 x 125	285	TR501P

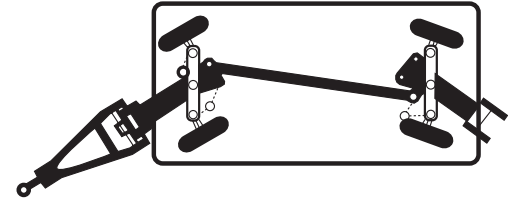
Loading height	660 mm
Overall width	1220 mm
Capacity	2000 kg





Maximum towing speed
8 kph (5 mph)

Double Ackerman Steering
Front and rear steering for accurate tracking in train



Standard extras - price on application
Fitted side and headboards.
Steel decks -- plain or chequer (Durbar) plate.

Heavy Duty Towing Trailers

For in-plant operation

- Fully welded steel chassis.
- Flat bed flush ply decks - sanded and coated
- 35 mm tow eye - rear hitch and pin.
- Finish Blue epoxy

Specials Service

As manufacturers we are able to offer custom built trailers with many styles and types of superstructure to suit individual requirements. Alternative deck sizes and capacities also available



Maximum UDL		1000 kg		2000 kg		3000 kg	
Deck height	mm	500	500	515	550	575	720
Wheels		Solid	Pneumatic	Solid	Pneumatic	Solid	Pneumatic
Dia x tread	mm	400 x 100	400 x 110	400 x 100	500 x 120	455 x 120	610 x 150
Deck 2 x 1m	Wt:	200 kg	185 kg	220 kg	205 kg	250 kg	235 kg
	Ref	TR700	TR700P	TR710	TR710P	TR720	TR720P
Deck 2.5 x 1.25m	Wt:	230 kg	215 kg	250 kg	235 kg	285 kg	270 kg
	Ref	TR730	TR730P	TR740	TR740P	TR750	TR750P

Heavy Duty Ackerman Trailers